

## (Jeeter) INFUSED JEETER MIMOSA PREROLL 0.5G X 5, 1G, 2G, 0.5G

Sample ID: 2410EAZ0256.0994  
Strain: MIMOSA  
Matrix: Plant  
Type: Enhanced/Infused Preroll  
Batch#: DFAZ-MIMOSA-091724

Collected: 10/09/2024  
Received: 10/09/2024  
Completed: 10/11/2024 05:22 PM  
Sample Size: 13.92 g;

Harvest Date: 06/17/2024  
Manufacture Date: 09/17/2024  
External Lot ID#:  
Production Method: Indoor

Client  
**Jeeter**  
Lic. # 00000066DCBO00410690  
2626 South Roosevelt Street,  
Tempe, AZ, 85282



### Summary

Test	Date Tested	Instr. Method	Result
Batch			Pass
Cannabinoids	10/09/2024	LC-UV VIS	Complete
Terpenes	10/09/2024	GC-MS	Complete
Pesticides	10/10/2024	LC-MS	Pass
Mycotoxins	10/11/2024	ELISA	Pass
Residual Solvents	10/09/2024	HS-GC-MS	Pass
Microbial Impurities	10/11/2024	3M Plating & qPCR	Pass
Heavy Metals	10/10/2024	ICP-MS	Pass

### Cannabinoids

Method: SOPAZ\_M-CANNABINOIDS

<b>42.410 %</b> Total THC	<b>ND</b> Total CBD	<b>42.854 %</b> Total Cannabinoids
------------------------------	------------------------	---------------------------------------

Analytes	LOQ	Result	Result	Q
	mg/g	%	mg/g	
THCA	0.727	46.645	466.45	
Δ9 THC	0.727	1.503	15.03	
Δ8 THC	0.727	ND	ND	
THCVA	0.727	0.134	1.34	
THCV	0.727	ND	ND	
CBDA	0.727	ND	ND	
CBD	0.727	ND	ND	
CBN	0.727	ND	ND	
CBGA	0.727	0.372	3.72	
CBG	0.727	<LOQ	<LOQ	
CBCA	0.727	ND	ND	
CBC	0.727	<LOQ	<LOQ	
<b>Total THC</b>		<b>42.410</b>	<b>424.10</b>	
<b>Total CBD</b>		<b>ND</b>	<b>ND</b>	
<b>Total Cannabinoids</b>		<b>42.854</b>	<b>428.54</b>	Q3
<b>Sum of Cannabinoids</b>		<b>48.653</b>	<b>486.53</b>	Q3

Total THC = THCa \* 0.877 + Δ9-THC; Total CBD = CBDA \* 0.877 + CBD; Total Cannabinoids = (cannabinoid acid forms \* 0.877) + cannabinoids; Sum of Cannabinoids = cannabinoid acid forms + cannabinoids; LOQ = Limit of Quantitation; NT = Not Tested; ND = Not Detected Moisture Method: SOPAZ\_M-MOISTURE



*Kevin Nolan*  
Kevin Nolan  
Laboratory Technical Director | 10/11/2024

*Firas Haddad*  
Firas Haddad  
Laboratory Manager | 10/11/2024



**(Jeeter) INFUSED JEETER MIMOSA PREROLL 0.5G X 5, 1G, 2G, 0.5G**

Sample ID: 2410EAZ0256.0994  
Strain: MIMOSA  
Matrix: Plant  
Type: Enhanced/Infused Preroll  
Batch#: DFAZ-MIMOSA-091724

Collected: 10/09/2024  
Received: 10/09/2024  
Completed: 10/11/2024 05:22 PM  
Sample Size: 13.92 g;

Harvest Date: 06/17/2024  
Manufacture Date: 09/17/2024  
External Lot ID#:  
Production Method: Indoor

Client  
**Jeeter**  
Lic. # 00000066DCBO00410690  
2626 South Roosevelt Street,  
Tempe, AZ, 85282

Terpenes






Method: SOPAZ\_M-TERPENES

Analytes	LOQ	Result	Result	Q
	mg/g	mg/g	%	
β-Caryophyllene	0.198	6.283	0.628	Q3
Linalool	0.198	2.769	0.277	Q3
δ-Limonene	0.198	1.973	0.197	Q3
α-Bisabolol	0.992	1.205	0.121	Q3
α-Humulene	0.198	0.953	0.095	Q3
β-Myrcene	0.198	0.562	0.056	Q3
Caryophyllene Oxide	0.992	<LOQ	<LOQ	Q3
β-Pinene	0.198	<LOQ	<LOQ	Q3
Terpinolene	0.198	<LOQ	<LOQ	Q3
trans-B-ocimene	0.198	<LOQ	<LOQ	Q3
α-Pinene	0.198	<LOQ	<LOQ	Q3
γ-Terpinene	0.198	<LOQ	<LOQ	Q3
Camphene	0.198	ND	ND	Q3
δ-3-Carene	0.198	ND	ND	Q3
α-Terpinene	0.198	ND	ND	Q3
p-Cymene	0.198	ND	ND	Q3
Eucalyptol	0.198	ND	ND	Q3
cis-B-ocimene	0.198	ND	ND	Q3
Isopulegol	0.992	ND	ND	Q3
Geraniol	0.992	ND	ND	Q3
cis-Nerolidol	0.397	ND	ND	Q3
trans-Nerolidol	0.238	ND	ND	Q3
Guaiol	0.992	ND	ND	Q3
<b>Total</b>		<b>13.746</b>	<b>1.375</b>	<b>Q3</b>

Date Tested: 10/09/2024

LOQ = Limit of Quantitation; NT = Not Tested; ND = Not Detected.

Primary Aromas

 Clove	 Lavender	 Citrusy	 Chamomile	 Hops
--	---	--	--	---



*Kevin Nolan*  
Kevin Nolan  
Laboratory Technical Director | 10/11/2024

*Firas Haddad*  
Firas Haddad  
Laboratory Manager | 10/11/2024



**(Jeeter) INFUSED JEETER MIMOSA PREROLL 0.5G X 5, 1G, 2G, 0.5G**

Sample ID: 2410EAZ0256.0994  
Strain: MIMOSA  
Matrix: Plant  
Type: Enhanced/Infused Preroll  
Batch#: DFAZ-MIMOSA-091724

Collected: 10/09/2024  
Received: 10/09/2024  
Completed: 10/11/2024 05:22 PM  
Sample Size: 13.92 g;

Harvest Date: 06/17/2024  
Manufacture Date: 09/17/2024  
External Lot ID#:  
Production Method: Indoor

Client  
**Jeeter**  
Lic. # 00000066DCBO00410690  
2626 South Roosevelt Street,  
Tempe, AZ, 85282

**Pesticides**

Method: SOPAZ\_M-PESTICIDES

Analytes	LOQ	Limit	Result	Status	Q	Analytes	LOQ	Limit	Result	Status	Q
	ppm	ppm	ppm				ppm	ppm	ppm		
Abamectin B1a	0.121	0.500	ND	Pass		Imidacloprid	0.199	0.400	ND	Pass	
Acephate	0.199	0.400	ND	Pass		Kresoxim-methyl	0.199	0.400	ND	Pass	
Acetamiprid	0.100	0.200	ND	Pass		Malathion	0.100	0.200	ND	Pass	
Aldicarb	0.199	0.400	ND	Pass		Metalaxyl	0.100	0.200	ND	Pass	
Azoxystrobin	0.100	0.200	ND	Pass		Methiocarb	0.100	0.200	ND	Pass	
Bifenazate	0.100	0.200	ND	Pass		Methomyl	0.199	0.400	ND	Pass	
Bifenthrin	0.050	0.200	ND	Pass		Myclobutanil	0.100	0.200	ND	Pass	
Boscalid	0.199	0.400	ND	Pass		Naled	0.249	0.500	ND	Pass	
Carbaryl	0.100	0.200	ND	Pass		Oxamyl	0.498	1.000	ND	Pass	
Carbofuran	0.100	0.200	ND	Pass		Paclobutrazol	0.199	0.400	ND	Pass	
Chlorantraniliprole	0.100	0.200	ND	Pass		Permethrins	0.050	0.200	ND	Pass	
Chlorpyrifos	0.050	0.200	ND	Pass		Phosmet	0.100	0.200	ND	Pass	
Clofentezine	0.100	0.200	ND	Pass		Piperonyl Butoxide	0.498	2.000	ND	Pass	
Cypermethrin	0.498	1.000	ND	Pass		Prallethrin	0.100	0.200	ND	Pass	
Daminozide	0.498	1.000	ND	Pass	R1	Propiconazole	0.199	0.400	ND	Pass	
Diazinon	0.100	0.200	ND	Pass		Propoxur	0.100	0.200	ND	Pass	
Dichlorvos	0.050	0.100	ND	Pass		Pyrethrins	0.453	1.000	ND	Pass	
Dimethoate	0.100	0.200	ND	Pass		Pyridaben	0.050	0.200	ND	Pass	
Ethoprophos	0.100	0.200	ND	Pass		Spinosad	0.100	0.200	ND	Pass	
Etofenprox	0.100	0.400	ND	Pass		Spiromesifen	0.100	0.200	ND	Pass	
Etoxazole	0.100	0.200	ND	Pass		Spirotetramat	0.100	0.200	ND	Pass	
Fenoxycarb	0.100	0.200	ND	Pass		Spiroxamine	0.199	0.200	ND	Pass	
Fenpyroximate	0.199	0.400	ND	Pass		Tebuconazole	0.199	0.400	ND	Pass	
Fipronil	0.199	0.400	ND	Pass		Thiacloprid	0.100	0.200	ND	Pass	
Flonicamid	0.498	1.000	ND	Pass		Thiamethoxam	0.100	0.200	ND	Pass	
Fludioxonil	0.199	0.400	ND	Pass		Trifloxystrobin	0.100	0.200	ND	Pass	
Hexythiazox	0.249	1.000	ND	Pass		Chlorfenapyr	0.498	1.000	ND	Pass	
Imazalil	0.100	0.200	ND	Pass		Cyfluthrin	0.498	1.000	ND	Pass	

Date Tested: 10/10/2024

LOQ = Limit of Quantitation; NT = Not Tested; ND = Not Detected.

**Mycotoxins**

Method: SOPAZ\_M-MYCOTOXINS

Analytes	LOQ	Limit	Result	Status	Q
	µg/kg	µg/kg	µg/kg		
Total Aflatoxins	9.78	20.00	ND	Pass	
Ochratoxin A	9.78	20.00	ND	Pass	

Date Tested: 10/11/2024

LOQ = Limit of Quantitation; NT = Not Tested; ND = Not Detected.



*Kevin Nolan*  
Kevin Nolan  
Laboratory Technical Director | 10/11/2024

*Firas Haddad*  
Firas Haddad  
Laboratory Manager | 10/11/2024



**(Jeeter) INFUSED JEETER MIMOSA PREROLL 0.5G X 5, 1G, 2G, 0.5G**

Sample ID: 2410EAZ0256.0994  
Strain: MIMOSA  
Matrix: Plant  
Type: Enhanced/Infused Preroll  
Batch#: DFAZ-MIMOSA-091724

Collected: 10/09/2024  
Received: 10/09/2024  
Completed: 10/11/2024 05:22 PM  
Sample Size: 13.92 g;

Harvest Date: 06/17/2024  
Manufacture Date: 09/17/2024  
External Lot ID#:  
Production Method: Indoor

Client  
**Jeeter**  
Lic. # 00000066DCBO00410690  
2626 South Roosevelt Street,  
Tempe, AZ, 85282

**Residual Solvents**

Method: SOPAZ\_M-RES\_SOLVENTS

Analytes	LOD	LOQ	Limit	Result	Status	Q
	ppm	ppm	ppm	ppm		
Methanol	50.97	599.77	3000.00	ND	Pass	
Ethanol	102.22	1018.33	5000.00	ND	Pass	
Ethyl ether	95.93	1004.21	5000.00	ND	Pass	
Acetone	17.96	198.02	1000.00	ND	Pass	
2-Propanol (IPA)	99.35	970.18	5000.00	ND	Pass	
Acetonitrile	23.10	91.19	410.00	ND	Pass	
Dichloromethane	10.09	121.57	600.00	ND	Pass	
Ethyl acetate	88.80	997.32	5000.00	ND	Pass	
Chloroform	1.48	12.30	60.00	ND	Pass	
Benzene	0.14	0.37	2.00	ND	Pass	
Isopropyl acetate	88.47	993.61	5000.00	ND	Pass	
Heptane	86.53	984.31	5000.00	ND	Pass	
Toluene	16.90	171.30	890.00	ND	Pass	
Butanes	578.70	951.94	5000.00	ND	Pass	
Hexanes	33.84	57.59	290.00	ND	Pass	
Pentanes	578.70	961.11	5000.00	ND	Pass	
Xylenes	504.03	829.03	2170.00	ND	Pass	

Date Tested: 10/09/2024

LOQ = Limit of Quantitation; NT = Not Tested; ND = Not Detected.

**Microbial Impurities**

Method: SOPAZ\_M-ECOLI

Analytes	Result	Limit	Status	Q
Escherichia coli	0	< 100 CFU/g	Pass	

Date Tested: 10/10/2024

Method: SOPAZ\_M-MICROBIALS

Analytes	Result	Limit	Status	Q
Salmonella spp	Not Detected	Not Detected in One Gram	Pass	
Aspergillus flavus	Not Detected	Not Detected in One Gram	Pass	
Aspergillus niger	Not Detected	Not Detected in One Gram	Pass	
Aspergillus fumigatus	Not Detected	Not Detected in One Gram	Pass	
Aspergillus terreus	Not Detected	Not Detected in One Gram	Pass	

Date Tested: 10/11/2024



*Kevin Nolan*  
Kevin Nolan  
Laboratory Technical Director | 10/11/2024

*Firas Haddad*  
Firas Haddad  
Laboratory Manager | 10/11/2024



**(Jeeter) INFUSED JEETER MIMOSA PREROLL 0.5G X 5, 1G, 2G, 0.5G**

Sample ID: 2410EAZ0256.0994  
Strain: MIMOSA  
Matrix: Plant  
Type: Enhanced/Infused Preroll  
Batch#: DFAZ-MIMOSA-091724

Collected: 10/09/2024  
Received: 10/09/2024  
Completed: 10/11/2024 05:22 PM  
Sample Size: 13.92 g;

Harvest Date: 06/17/2024  
Manufacture Date: 09/17/2024  
External Lot ID#:  
Production Method: Indoor

Client  
**Jeeter**  
Lic. # 00000066DCBO00410690  
2626 South Roosevelt Street,  
Tempe, AZ, 85282

**Heavy Metals**

Method: SOPAZ\_M-HEAVYMETALS

Analytes	LOD	LOQ	Limit	Result	Status	Q
	ppm	ppm	ppm	ppm		
Arsenic	0.032	0.096	0.400	ND	Pass	
Cadmium	0.034	0.096	0.400	ND	Pass	
Mercury	0.025	0.072	0.200	ND	Pass	
Lead	0.135	0.409	1.000	ND	Pass	

Date Tested: 10/10/2024

LOQ = Limit of Quantitation; NT = Not Tested; ND = Not Detected.



*Kevin Nolan*  
Kevin Nolan  
Laboratory Technical Director | 10/11/2024

*Firas Haddad*  
Firas Haddad  
Laboratory Manager | 10/11/2024



**(Jeeter) INFUSED JEETER MIMOSA PREROLL 0.5G X 5, 1G, 2G, 0.5G**

Sample ID: 2410EAZ0256.0994  
Strain: MIMOSA  
Matrix: Plant  
Type: Enhanced/Infused Preroll  
Batch#: DFAZ-MIMOSA-091724

Collected: 10/09/2024  
Received: 10/09/2024  
Completed: 10/11/2024 05:22 PM  
Sample Size: 13.92 g;

Harvest Date: 06/17/2024  
Manufacture Date: 09/17/2024  
External Lot ID#:  
Production Method: Indoor


Client  
**Jeeter**  
Lic. # 00000066DCBO00410690  
2626 South Roosevelt Street,  
Tempe, AZ, 85282

## Qualifier Legend

- B1** *The target analyte detected in the calibration blank required or the method blank is at or above the limit of quantitation, but the sample result for potency testing, is below the limit of quantitation.*
- B2** *The target analyte detected in the calibration blank required or the method blank is at or above the limit of quantitation, but the sample result when testing for pesticides, fungicides, growth regulators, mycotoxins, heavy metals, or residual solvents, is below the maximum allowable concentration.*
- D1** *The limit of quantitation and the sample results were adjusted to reflect sample dilution.*
- I1** *The relative intensity of a characteristic ion in a sample analyte exceeded the acceptance with respect to the reference spectra, indicating interference.*
- L1** *When testing for pesticides, fungicides, herbicides, growth regulators, heavy metals, or residual solvents, the percent recovery of a laboratory control sample is greater than the acceptance limits, but the sample's target analytes were not detected above the maximum allowable concentrations for the analytes in the sample.*
- M1** *The recovery from the matrix spike was high, but the recovery from the laboratory control sample was within acceptance criteria.*
- M2** *The recovery from the matrix spike was low, but the recovery from the laboratory control sample was within acceptance criteria.*
- M3** *The recovery from the matrix spike was unusable because the analyte concentration was disproportionate to the spike level, but the recovery from the laboratory control sample was within acceptance criteria.*
- M4** *The analysis of a spiked sample required a dilution such that the spike recovery calculation does not provide useful information, but the recovery from the associated laboratory control sample was within acceptance criteria.*
- M5** *The analyte concentration was determined by the method of standard addition, in which the standard is added directly to the aliquots of the analyzed sample.*
- N1** *A description of the variance is described in the final report of testing according to R9-17- 404.06(B)(3)(d)(ii)*
- Q1** *Sample integrity was not maintained.*
- Q2** *The sample is heterogeneous, and sample homogeneity could not be readily achieved using routine laboratory practices.*
- Q3** *Testing result is for informational purposes only and cannot be used to satisfy dispensary testing requirements in R9-17-317.01(A) or labeling requirements in R9-17-317.*
- R1** *The relative percent difference for the laboratory control sample and duplicate exceeded the limit, but the recovery was within acceptance criteria.*
- R2** *The relative percent difference for a sample and duplicate exceeded the limit.*
- V1** *The recovery from initial or continuing calibration verification standards is greater than the acceptance limits, but the sample's target analytes were not detected above the maximum allowable concentrations for the analytes in the sample.*

## Report Notes



  
Kevin Nolan  
Laboratory Technical Director | 10/11/2024

  
Firas Haddad  
Laboratory Manager | 10/11/2024

